


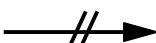








































LEGEND OVERHEAD

	TEP POLE NON-JOINT USE		PRIMARY METERING
	TEP POLE JOINT USE		SERVICE 2 WIRE
	TELCO POLE JOINT USE		SERVICE 3 WIRE
	POLE REMOVAL		SERVICE 4 WIRE
	STEEL STRUCTURE		SECONDARY 2 WIRE
	THIRD PARTY OWNED POLE		SECONDARY 3 WIRE
	SINGLE PHASE TRANSFORMER (PROPOSED)		SECONDARY 4 WIRE
	THREE PHASE TRANSFORMER OPEN DELTA (PROPOSED)		PRIMARY SINGLE PHASE
	THREE PHASE TRANSFORMER (PROPOSED)		PRIMARY TWO PHASE
	SINGLE PHASE TRANSFORMER (IN-SERVICE)		PRIMARY THREE PHASE
	THREE PHASE TRANSFORMER OPEN DELTA (IN-SERVICE)		
	THREE PHASE TRANSFORMER (IN-SERVICE)		
	ANCHOR GUY		
	ANCHOR GUY (PROPOSED)		
	ANCHOR GUY (REMOVAL)		
	SPAN GUY		
	PUSH BRACE ANCHOR		
	DUSK TO DAWN IDENTIFICATION		
	DUSK TO DAWN LIGHT		
	DUSK TO DAWN LIGHT REMOVAL		

LEGEND





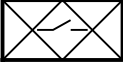
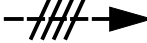


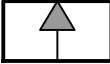








UNDERGROUND, SINGLE PHASE

FRONT 	TRANSFORMER
FRONT 	J-1 CABINET
	SECONDARY PEDESTAL
	J-10 SURFACE MOUNT PEDESTAL
	CUSTOMER OWNED PEDESTAL
	PRIMARY CABLE
	SECONDARY CABLE
	SERVICE CABLE
	METER/SERVICE ENTRANCE
	SLEEVE OR SPARE CONDUIT
	CONDUIT DUCT STUB
	RISER QUADRANT


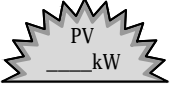



LEGEND

UNDERGROUND, THREE PHASE

FRONT 	TRANSFORMER		CAPACITOR
DOORS 	PME SWITCHGEAR (PROPOSED)		RISER QUADRANT
	VISTA SWITCHGEAR		CUSTOMER OWNED 4-WIRE SERVICE
	PME/PMH SWITCHGEAR (EXISTING)		COMPANY OWNED SECONDARY
FRONT 	J-2 CABINET		PRIMARY CABLE
	PULL BOX (MANHOLE)		METER/SERVICE ENTRANCE
	PULL BOX (LID TYPE)		SLEEVE OR SPARE CONDUIT
	SUB-SURFACE MOUNT PEDESTAL		CONDUIT DUCT STUB
			BUMPER POST

CUSTOMER TECHNOLOGIES (SECTION 700)

	BATTERY STORAGE
	PHOTOVOLTAIC (P.V. = SOLAR)
	HOT WATER (SOLAR)